



Climate change statistics and relation to policies

Vlad TRUSCA, UN Climate Change Secretariat

Workshop on Environment Statistics and Information for Sustainable Development in the Arab Region, Nov. 2018

Who are we?

- UNFCCC - United Nations Framework Convention on Climate Change, 1992
- Kyoto Protocol, 1997 & Doha Amendment, 2014
- Paris Agreement, 2015



- intergovernmental negotiations
- constituted bodies
- technical expertise
- analysis of info & data

"...stabilize GHG concentrations in the atmosphere at a level that will prevent dangerous human interference with the climate system."



Climate change statistics and relation to policies

Vlad TRUSCA, UN Climate Change Secretariat

Workshop on Environment Statistics and Information for Sustainable Development in the Arab Region, Nov. 2018

Reporting & Review

- **Currently under Convention & Kyoto Protocol + Nationally Determined Contributions under Paris A.**
- **Two groups of Parties:**
 - Annex I Parties (developed countries)
 - Non-Annex I Parties (developing countries)
- **Different requirements:**
 - Methodological basis (IPCC guidelines)
 - Content & frequency
 - Conditional on funding (Non-Annex I Parties)
 - Rigorous review process (Annex I Parties)

Annex I
Parties

Non-Annex I
Parties

All Parties
of PA

Annex I Parties - 44 (developed countries)

- **GHG Inventory** - annually:
 - Based on official data from Statistical Offices
 - Data in formatted tables (CRF)
 - Methodological report (NIR)
- **National Communication (NC)** - every 4 years
- **Biennial Report (BR)** - every 2 years
 - Policy-related info (mitigation, adaptation, funding, etc.)
- Methodological basis - 2006 IPCC guidelines



Non-Annex I Parties - 154 (developing countries)

- **Only under Convention**
- **National Communication (NC)** - every 4 years
- **Biennial Update Report (BUR)** - every 2 years
 - Policy-related info (mitigation, adaptation, funding and capacity building needs)
 - Depending on funding
- **GHG Inventory** - less detailed, included in NC/BUR
 - flexibility to use 1996 IPCC Guidelines
- **National Adaptation Plan (NAP)**
- **National Adaptation Programme of Action (NAPA)** - LDCs



Non-Annex I Parties - 154 (developing countries)

- Reporting** - long history - still efforts needed by many countries
- NCs/BURs** - vehicle to highlight achievements & capacity building needs
- CGE** - capacity building on reporting NCs/BURs
- GEF** - financial support
- UNFCCC** - training courses/hands-on workshops

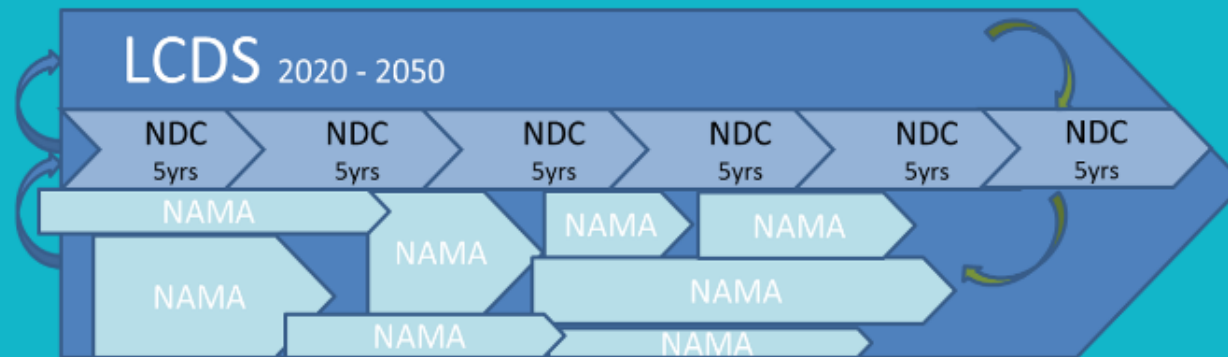
2015-2018

- 88 countries submitted BUR/NC (19 submitted both BURs)
- 66 countries - no submission since 2015

Many developing countries - established/in the process of developing domestic MRV systems to collect data and track progress & synchronize domestic and international reporting




All Parties under Paris Agreement - 180*



- **Low Carbon Development Strategy (LCDS)** - **long-term** strategy supporting a synergetic approach to sustainable development & decoupling emissions from development
- **INDCs/NDCs** - (ideally linked to LCDCs) - translate strategy to **medium-term** targets for mitigation in the context of sustainable development
- **NAMAs** - implementation instruments to translate medium term goals into **specific policies and actions** to achieve the goal

All Parties under Paris Agreement - 180*

- **INDC (Intended Nationally Determined Contributions)** - Parties communicated them before COP 21 (Paris)
- **NDCs (Nationally Determined Contributions)** - Parties to communicate 1st NDC at the time of PA ratification
- **NDC** - post-2020 climate actions reflecting country ambition for reducing emissions by considering domestic circumstances and capabilities
- Additional requirements - **Transparency Framework** - to be adopted soon under the Paris Agreement Work Programme





Climate change statistics and relation to policies

Vlad TRUSCA, UN Climate Change Secretariat

Workshop on Environment Statistics and Information for Sustainable Development in the Arab Region, Nov. 2018



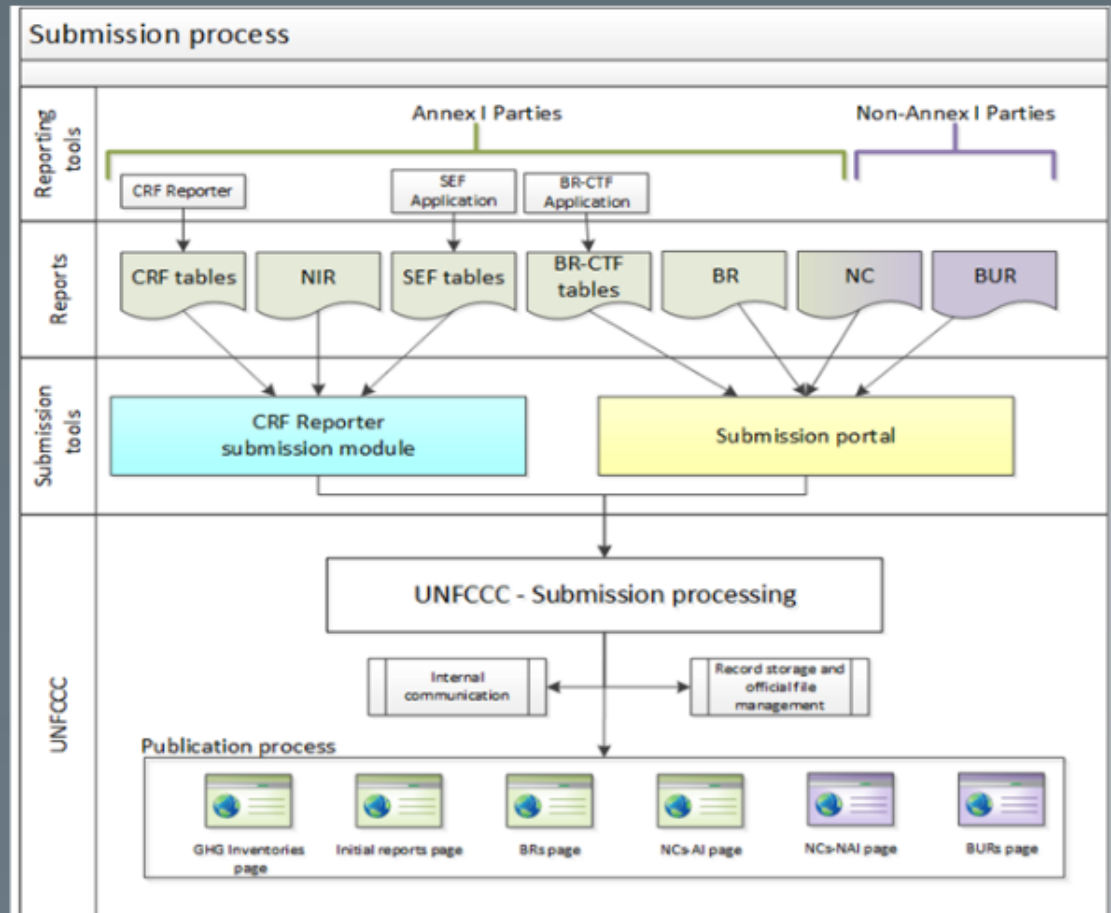
Our Data

- Data collection
- Data analysis
- Data management
- Data dissemination

Data
Process

Data process

- **Data collection** - MRV, mandates
- **Data analysis** - status reports; assessment reports; aggregate GHG info; compilation and accounting reports; etc.
- **Data management** - processing by internal tools:
 - portals & Data Warehouse
 - review process
- **Data dissemination** - GHG DI; webpages; cooperation agreements with FAO, IEA, WRI





Climate change statistics and relation to policies

Vlad TRUSCA, UN Climate Change Secretariat

Workshop on Environment Statistics and Information for Sustainable Development in the Arab Region, Nov. 2018



Our Tools

- Internal vs external
- User friendly
- Comprehensive
- Accurate
- Simple

GHG
Locator

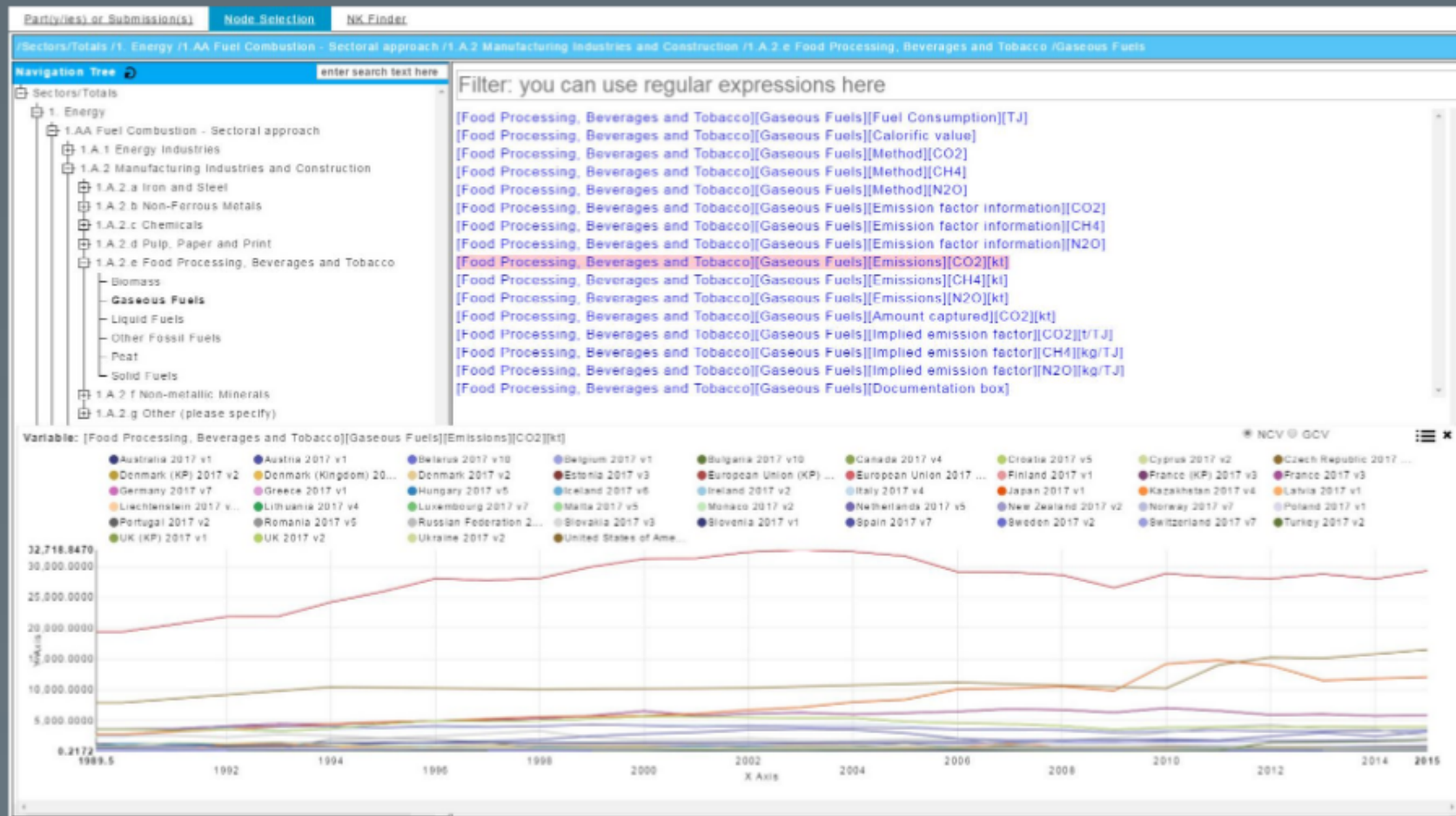
GHG Data
Interface

NDC
Registry

NAMA
Registry

CGE E-
network

GHG Emissions Locator - developed countries



GHG Data Interface - all countries reporting under the Convention



United Nations
Framework Convention on
Climate Change

Process

GHG Data - UNFCCC

Time series - Annex I

Detailed data by Party

Comparison by Category

Comparison by Gas

GHG profiles

Annex I

Non-Annex I

Global map - Annex I

Greenhouse Gas Inventory Data - Detailed data by Party [?]

Please select Party, Inventory Year, Category, Gas and Unit.

Brazil

1990, 2000, 2010 and last year

2. Industrial Processes

Aggregate GHGs

Gg CO2 equivalent

Query results for — Party: Brazil — Years: 1990, 2000, 2010 and last year — Category: 2. Industrial Processes — Gas: Aggregate GHGs — Unit: Gg CO2 equivalent

Export to Excel Export to CSV Printer Friendly Version

Category	1990	2000	2010	Last Reported Year (2012)
2. Industrial Processes	52,059.52	75,536.10	86,700.04	93,967.62
2.A Mineral Products	14,859.20	21,244.00	27,485.80	—
2.B Chemical Industry	4,996.90	7,844.40	2,027.30	—
2.C Metal Production	27,766.18	42,225.76	48,064.53	—
2.D Other Production	—	—	—	—
2.E Production of Halocarbons and SF6	1,406.34	—	—	—
2.F Consumption of Halocarbons and SF6	100.90	767.94	3,743.41	—
2.G Other	2,930.00	3,454.00	5,379.00	—

Showing 1 to 8 of 8 entries

GHG Data Interface - all countries



United Nations
Framework Convention
on Climate Change

Submission Portal - sessions
<http://www4.unfccc.int/submissions/SitePages/sessions.aspx>

Process

GHG Data - UNFCCC

Time series - Annex I

Detailed data by Party

Comparison by Category

Comparison by Gas

GHG profiles

Annex I

Non-Annex I

Global map - Annex I

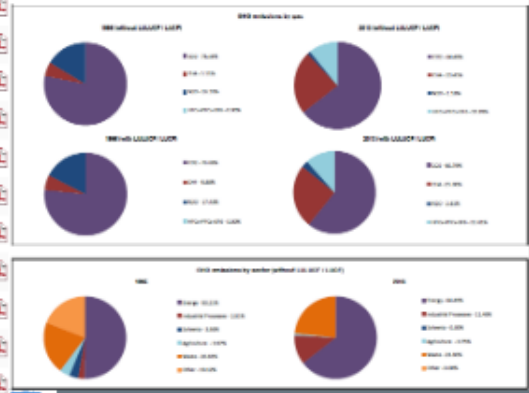

GHG Profiles - Non-Annex I

Search:

Party	Link to Excel
Non Annex I	
Afghanistan	Excel
Albania	Excel
Algeria	Excel
Andorra	-
Angola	Excel
Antigua and Barbuda	Excel
Argentina	Excel
Armenia	Excel
Azerbaijan	Excel
Bahamas	Excel
Bahrain	Excel
Bangladesh	Excel
Barbados	Excel
Belize	Excel
Benin	Excel



Emissions Summary for Mauritius

Sector	Emissions in 2005 (tCO ₂ e)		2005-2010
	2005	2010	
1.1.1 Energy	1,772.2	2,121.2	449.0
1.1.2 Manufacturing and construction	1,112.2	1,211.2	99.0
1.1.3 Transport	1,112.2	1,211.2	99.0
1.1.4 International aviation and shipping	1,112.2	1,211.2	99.0
1.1.5 Land use change and forestry	1,112.2	1,211.2	99.0
1.1.6 Fugitive emissions	1,112.2	1,211.2	99.0
1.1.7 Land use, land-use change, and forestry	1,112.2	1,211.2	99.0
Total	6,833.4	7,067.0	233.6



NDC Registry - all countries under Paris Agreement

The screenshot shows the NDC Registry website interface. At the top left is the logo for the NDC Registry (interim). The navigation menu includes links for HOME, ALL NDCs, NDC Information, and FAQ. A search bar is located in the center of the header. Below the header is a large banner image featuring wind turbines and solar panels under a blue sky with clouds. A text overlay on the banner states: "180 Parties have submitted their first NDCs." Below the banner is a horizontal menu with letters A through Z. Underneath this menu is a table listing countries and their first NDCs.

ALL A B C D E F G H I J K L M N O P Q R S T U V W X Y Z		
	AFGHANISTAN FIRST NDC	COUNTRY PAGE
	ALBANIA FIRST NDC	COUNTRY PAGE
	ALGERIA FIRST NDC	COUNTRY PAGE
	ANDORRA FIRST NDC	COUNTRY PAGE

NAMA Registry - voluntary participation of countries



Public NAMA • Home

Country pages
 NAMAs seeking support for preparation
 NAMAs seeking support for implementation
 Other NAMAs, for recognition
 Information on support
 Supported NAMAs

Browse ...

Search this site...

Advanced search

Search ...

NAMAs seeking support

Country	Title	Date Published
Viet Nam	Low-carbon Bus NAMA Viet Nam	03/26/2018
Guatemala	Sustainable and Low Carbon Bovine Livestock Development	03/15/2018
Dominican Republic	Energy Efficiency in Public Sector	03/12/2018
Dominican Republic	Reducing Greenhouse Gases (GHG) Emissions in Pig Farms in the Dominican Republic	03/12/2018
Dominican Republic	Tourism and Waste in the Dominican Republic	03/08/2018

Information on support available

Country	Title	Date Published
Denmark, European Union, Germany, United Kingdom of Great Britain and Northern Ireland	NAMA Facility	12/17/2016
Australia, European Union, Germany	UNDP Low Emission Capacity Building Programme (LECB Programme)	09/22/2015
	Climate Technology Centre and Network (CTCN) Technical Assistance	09/14/2015
	FAO Learning tool on Nationally Appropriate Mitigation Actions (NAMAs) in the agriculture, forestry and other land use (AFOLU) sector	06/25/2015
Australia	UNDP MDG Carbon	05/06/2015

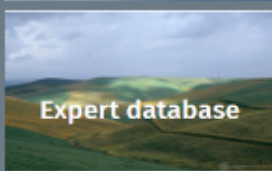
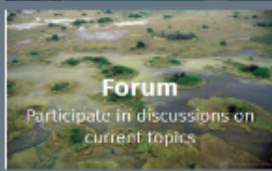
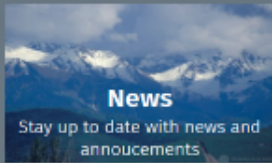
NAMAs for recognition

Country	Title	Date Published
Thailand	Greening Thailand's Government Buildings	02/07/2018
Uzbekistan	Solar Energy Development in Uzbekistan	02/17/2016
Malaysia	Implementation of Feed-in Tariff Mechanism in Malaysia	12/03/2015
Ethiopia	Ethiopia's National Railway Network and Addis Ababa Light Rail Transit (LRT) NAMA	01/05/2015
Uruguay	Expansion of electricity generation from sustainable forestry biomass byproducts.	01/05/2015

Support provided/received

From	Title	To	Date Recorded
	Global Environment Facility (GEF) Trust Fund	Appropriate Mitigation Actions in Energy Generation and End Use Sectors in Sri Lanka	08/14/2017
Austria	Austrian NAMA Initiative	Rural Electrification in Vanuatu	02/27/2017
Australia	UNDP MDG Carbon	Rural Electrification in Vanuatu	01/27/2016
Australia	UNDP MDG Carbon	NAMA for Rural Development in Lao PDR	12/21/2015

CGE E-network - support to developing countries



- Latest updates, incl. summary of new documents and events
- Registered users discuss with other experts key issues to prepare & submit NCs/BURs
- Documents and technical resources relevant to the preparation and submission of NCs/BURs
- Database of experts to solicit advice, share views, experiences, information and resources relevant to the preparation of NCs/BURs





Climate change statistics and relation to policies

Vlad TRUSCA, UN Climate Change Secretariat

Workshop on Environment Statistics and Information for Sustainable Development in the Arab Region, Nov. 2018

Negotiations



Paris Agreement Work Programme - rules and modalities under the new climate regime

Key elements:

- NDCs
- Global stocktake
- Transparency framework
- Adaptation
- Finance and support



COP 24 (Dec. 2018) - Katowice, Poland

Talanoa Dialogue - platform for Parties and non-state actors

Conclusions

Conclusions

- Parties submit a **vast amount of data** about all national activities - **publicly available**
- Data needed from **national statistical offices** is complex - expertise, resources & analytical efforts
- Understand the link between **national statistics and climate-change data is key**
- Enhance the cooperation between **NSOs** and **authorities** responsible for reporting CC data
- Expect an **increase of data reporting/needs** under Paris Agreement - transparency framework
- Negotiations under **Paris Agreement Work Programme** to conclude in December



Climate change statistics and relation to policies

Vlad TRUSCA, UN Climate Change Secretariat

Workshop on Environment Statistics and Information for Sustainable Development in the Arab Region, Nov. 2018

More information

UN Climate Change Secretariat

<http://unfccc.int/>

NDC Registry

<http://www4.unfccc.int/ndcregistry/Pages/Home.aspx>

NAMA Registry

<http://www4.unfccc.int/sites/nama/SitePages/Home.aspx>

CGE E-network

<http://www4.unfccc.int/sites/enet/SitePages/Home.aspx>

GHG Data Interface

http://di.unfccc.int/detailed_data_by_party



Climate change statistics and relation to policies

Vlad TRUSCA, UN Climate Change Secretariat

Workshop on Environment Statistics and Information for Sustainable Development in the Arab Region, Nov. 2018